

2019 USEF Dressage Test Diagrams

First Level

www.mayidesign.com/dressagetests/



Reproduced with permission of USDF
©2018 United States Dressage Federation (USDF) and United States Equestrian Federation (USEF)
All rights reserved.

Reproduction without permission is prohibited by law.

Neither USDF nor USEF is responsible for any errors or omissions in the publication or for the use of its copyrighted material in an unauthorized manner.



2019 USEF FIRST LEVEL TEST 1 (page 1 of 2)

<p>1</p> <p>A Enter working trot</p> <p>X Halt, Salute</p> <p>Proceed working trot</p>		<p>2</p> <p>C Track left</p> <p>E - X Half circle left 10m, returning to track at H</p>	
<p>3</p> <p>B - X Half circle right 10m, returning to track at M</p>		<p>4 2 Coefficient</p> <p>C Circle left 20m rising trot, allowing the horse to stretch forward and downward</p> <p>Before C Shorten the reins</p> <p>C Working trot</p>	
<p>5</p> <p>H - P Change rein, lengthen stride in trot</p> <p>P Working trot</p>		<p>6 2 Coefficient</p> <p>A Medium walk</p>	
<p>7 2 Coefficient</p> <p>V - R Change rein, free walk</p> <p>R Medium walk</p>		<p>8 2 Coefficient</p> <p>M Working trot</p> <p>C Working canter left lead</p>	
<p>9</p> <p>H - V Lengthen stride in canter</p>		<p>10</p> <p>V Circle left 15m</p> <p>Develop working canter in first half of circle</p>	
<p>11</p> <p>F - X - H Change rein</p> <p>X Working trot</p>		<p>12 2 Coefficient</p> <p>C Working canter right lead</p>	
<p>13</p> <p>M - P Lengthen stride in canter</p>		<p>14</p> <p>P Circle right 15m</p> <p>Develop working canter in first half of circle</p>	
<p>15</p> <p>A Working trot</p>		<p>16</p> <p>K - R Change rein, lengthen stride in trot</p> <p>R Working trot</p>	

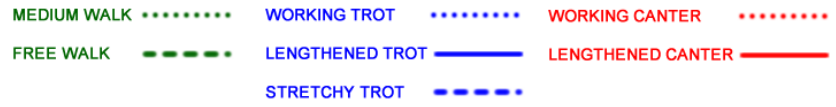
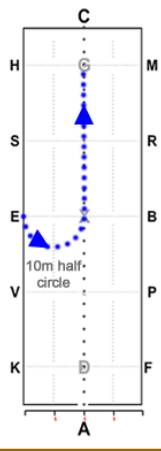
2019 USEF FIRST LEVEL TEST 1 (page 2 of 2)

17

E Half circle left
10m

X Down
centerline

G Halt, Salute



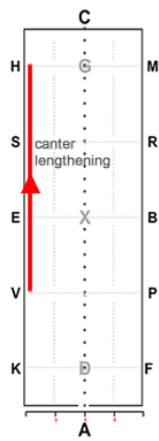
2019 USEF FIRST LEVEL TEST 2 (page 1 of 2)

<p>1</p> <p>A Enter working trot</p> <p>X Halt, Salute</p> <p>Proceed working trot</p>	<p>2</p> <p>C Track right</p> <p>M - V Change rein, lengthen stride in trot</p> <p>V Working trot</p>	<p>3</p> <p>K - D Half circle left 10m</p> <p>D - L Working trot</p>	<p>4 2 Coefficient</p> <p>L - M Leg yield right</p>
<p>5</p> <p>H - P Change rein, lengthen stride in trot</p> <p>P Working trot</p>	<p>6</p> <p>F - D Half circle right 10m</p> <p>D - L Working trot</p>	<p>7 2 Coefficient</p> <p>L - H Leg yield left</p>	<p>8 2 Coefficient</p> <p>C Medium walk</p>
<p>9 2 Coefficient</p> <p>M - V Change rein, free walk</p> <p>V Medium walk</p>	<p>10</p> <p>K Working trot</p> <p>A Working canter left lead</p>	<p>11</p> <p>P Circle left 15m</p>	<p>12 2 Coefficient</p> <p>P - M Lengthen stride in canter</p>
<p>13</p> <p>Between M & C Develop working canter</p>	<p>14</p> <p>H - X - F Change rein</p> <p>X Working trot</p>	<p>15</p> <p>F Working canter right lead</p>	<p>16</p> <p>V Circle right 15m</p>

2019 USEF FIRST LEVEL TEST 2 (page 2 of 2)

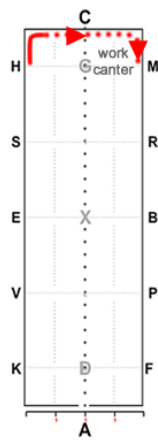
17 | 2 Coefficient

V - H Lengthen stride in canter



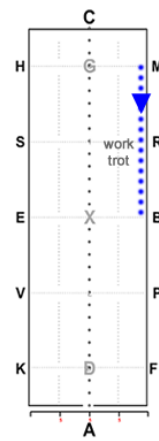
18

Between H & C Develop working canter



19

M Working trot

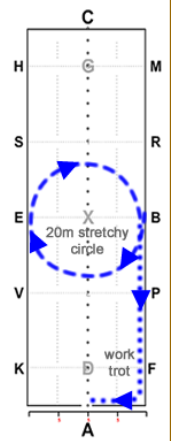


20 | 2 Coefficient

B Circle right 20m rising trot, allowing the horse to stretch forward and downward while maintaining contact

Before B Shorten the reins

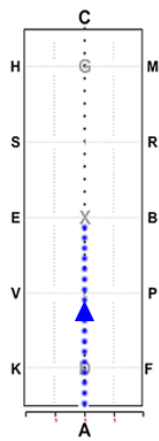
B Working trot



21

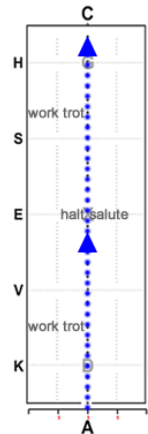
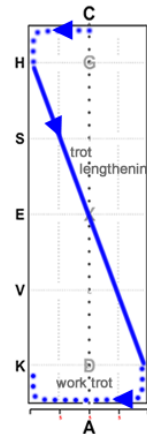
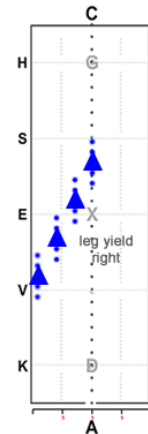
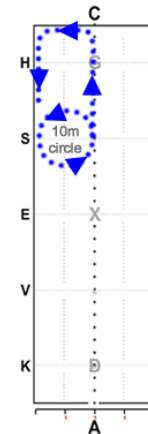
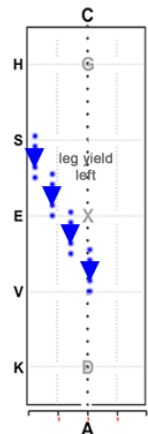
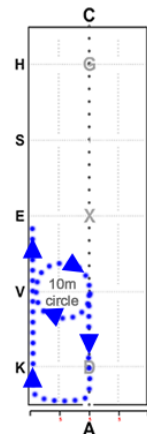
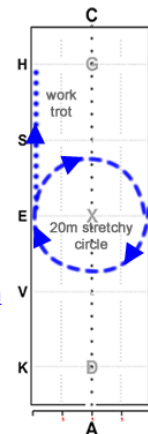
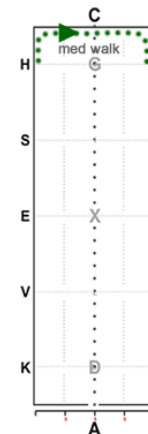
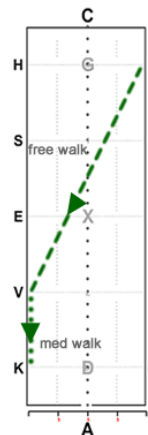
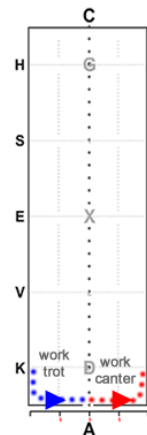
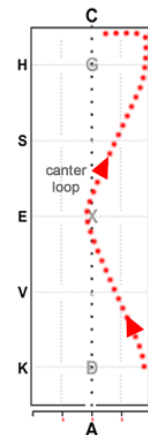
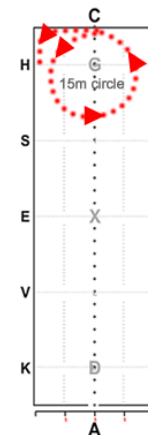
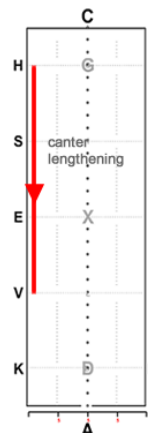
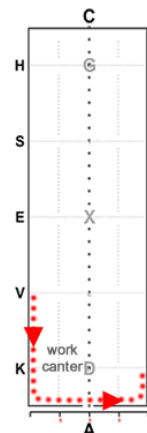
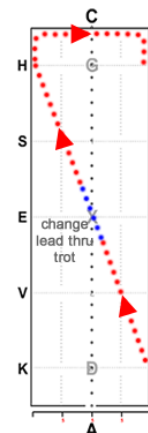
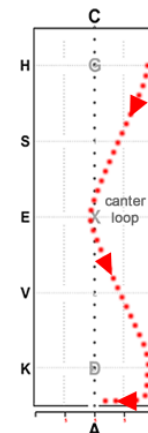
A Down centerline

X Halt, salute



- | | | | | | |
|-------------|-----------|-----------------|-----------|-------------------|-------|
| MEDIUM WALK | | WORKING TROT | | WORKING CANTER | |
| FREE WALK | - - - - - | LENGTHENED TROT | ————— | LENGTHENED CANTER | ————— |
| | | STRETCHY TROT | - - - - - | | |

2019 USEF FIRST LEVEL TEST 3 (page 1 of 2)

<p>1</p> <p>A Enter working trot</p> <p>X Halt, Salute</p> <p>Proceed working trot</p> 	<p>2</p> <p>C Track left</p> <p>H - X - F Change rein, lengthen stride in trot</p> <p>F Working trot</p> 	<p>3 2 Coefficient</p> <p>V - I Leg yield right</p> 	<p>4</p> <p>I Circle left 10m</p> <p>I Straight ahead</p> <p>C Track left</p> 
<p>5 2 Coefficient</p> <p>S - L Leg yield left</p> 	<p>6</p> <p>L Circle right 10m</p> <p>L Straight ahead</p> <p>A Track right</p> 	<p>7 2 Coefficient</p> <p>E Circle right 20m rising trot, allowing the horse to stretch forward and downward while maintaining contact</p> <p>Before E Shorten the reins</p> <p>E Working trot</p> 	<p>8 2 Coefficient</p> <p>H Medium walk</p> 
<p>9 2 Coefficient</p> <p>M - V free walk</p> <p>V Medium walk</p> 	<p>10</p> <p>K Working trot</p> <p>A Working canter left lead</p> 	<p>11 2 Coefficient</p> <p>F - X - M One loop maintaining left lead</p> 	<p>12</p> <p>C Circle left 15m</p> 
<p>13</p> <p>H - V Lengthen stride in canter</p> 	<p>14</p> <p>V Working canter</p> 	<p>15</p> <p>F - X - H Change rein</p> <p>X Change of lead through trot</p> 	<p>16 2 Coefficient</p> <p>M - X - F One loop maintaining right lead</p> 

2019 USEF FIRST LEVEL TEST 3 (page 2 of 2)

<p>17</p> <p>A Circle right 15m</p>	<p>18</p> <p>K - S Lengthen stride in canter</p>	<p>19</p> <p>S Working canter</p>	<p>20</p> <p>C Working trot</p>
<p>21</p> <p>M - X - K Lengthen stride in trot</p> <p>K Working trot</p>	<p>22</p> <p>A Down centerline</p> <p>X Halt, salute</p>		

- | | | | | | |
|-------------|-----------|-----------------|-----------|-------------------|-------|
| MEDIUM WALK | | WORKING TROT | | WORKING CANTER | |
| FREE WALK | - - - - - | LENGTHENED TROT | ————— | LENGTHENED CANTER | ————— |
| | | STRETCHY TROT | - - - - - | | |

2019 USEF FIRST LEVEL TEST 1

Call Sheet

	Test	Coefficient
1. A X	Enter working trot Halt, salute Proceed working trot	
2. C E – X	Track left Half circle left 10m, returning to track at H	
3. B – X	Half circle right 10m, returning to track at M	
4. C Before C C	Circle left 20m rising trot, allowing the horse to stretch forward and downward Shorten the reins Working trot	2
5. H – P P	Change rein, lengthen stride in trot Working trot	
6. A	Medium walk	2
7. V – R R	Change rein, free walk Medium walk	2
8. M C	Working trot Working canter left lead	2
9. H – V	Lengthen stride in canter	
10. V	Circle left 15m Develop working canter in first half of circle	
11. F – X – H X	Change rein Working trot	
12. C	Working canter right lead	2
13. M – P	Lengthen stride in canter	
14. P	Circle right 15m Develop working canter in first half of circle	
15. A	Working trot	
16. K – R R	Change rein, lengthen stride in trot Working trot	
17. E X G	Half circle left 10m Down centerline Halt, salute	

2019 USEF FIRST LEVEL TEST 2

Call Sheet

	Test	Coefficient
1. A X	Enter working trot Halt, salute Proceed working trot	
2. C M – V V	Track right Change rein, lengthen stride in trot Working trot	
3. K – D D – L	Half circle left 10m Working trot	
4. L – M	Leg yield right	
5. H – P P	Change rein, lengthen stride in trot Working trot	
6. F – D D – L	Half circle right 10m Working trot	
7. L – H	Leg yield left	
8. C	Medium walk	
9. M – V V	Change rein, free walk Medium walk	2
10. K A	Working trot Working canter left lead	
11. P	Circle left 15m	
12. P – M	Lengthen stride in canter	2
13. Between M & C	Develop working canter	
14. H – X – F X	Change rein Working trot	
15. F	Working canter right lead	
16. V	Circle right 15m	
17. V – H	Lengthen stride in canter	2
18. Between H & C	Develop working canter	
19. M	Working trot	
20. B Before B B	Circle right 20m rising trot, allowing the horse to stretch forward and downward while maintaining contact Shorten the reins Working trot	2
21. A X	Down centerline Halt, salute	

2019 USEF FIRST LEVEL TEST 3

Call Sheet

	Test	Coefficient
1. A X	Enter working trot Halt, salute Proceed working trot	
2. C H – X – F F	Track left Change rein, lengthen stride in trot Working trot	
3. V – I	Leg yield right	2
4. I I C	Circle left 10m Straight ahead Track left	
5. S – L	Leg yield left	2
6. L L A	Circle right 10m Straight ahead Track right	
7. E Before E E	Circle right 20m rising trot, allowing the horse to stretch forward and downward while maintaining contact Shorten the reins Working trot	2
8. H	Medium walk	2
9. M – V V	Free walk Medium walk	2
10. K A	Working trot Working canter, left lead	
11. F – X – M	One loop maintaining left lead	2
12. C	Circle left 15m	
13. H – V	Lengthen stride in canter	
14. V	Working canter	
15. F – X – H X	Change rein Change of lead through trot	
16. M – X – F	One loop maintaining right lead	2
17. A	Circle right 15m	
18. K – S	Lengthen stride in canter	
19. S	Working canter	
20. C	Working trot	
21. M – X – K K	Lengthen stride in trot Working trot	
22. A X	Down centerline Halt, salute	