

2023 USEF Dressage Test Diagrams

First Level

www.mayidesign.com/dressagetests/



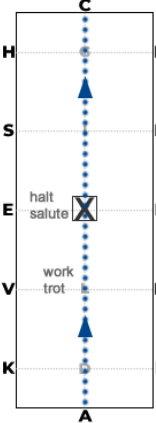
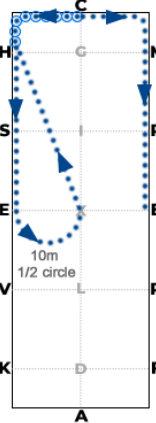
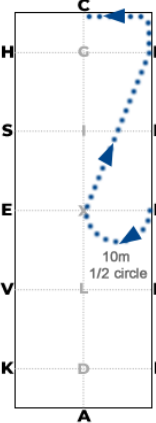
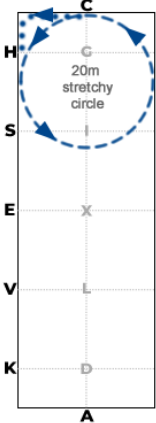
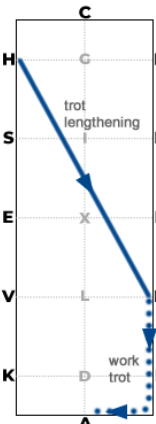
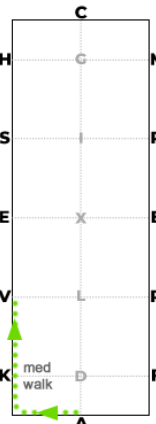

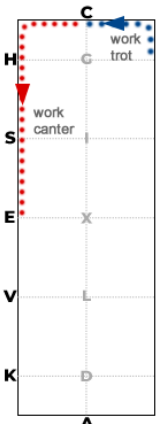
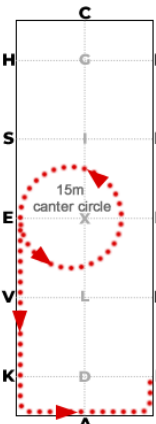
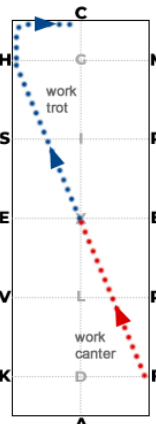
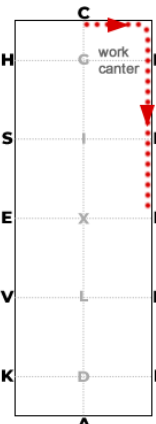
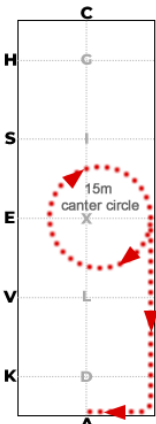
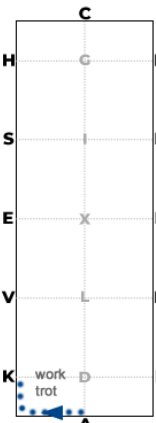
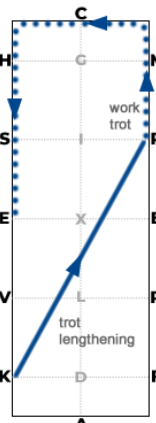
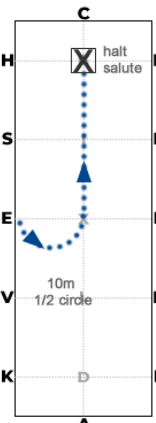
Reproduced with permission of USDF
©2022 United States Dressage Federation (USDF) and United States Equestrian Federation (USEF)
All rights reserved.

Reproduction without permission is prohibited by law.

Neither USDF nor USEF is responsible for any errors or omissions in the publication or for the use of its copyrighted material in an unauthorized manner.



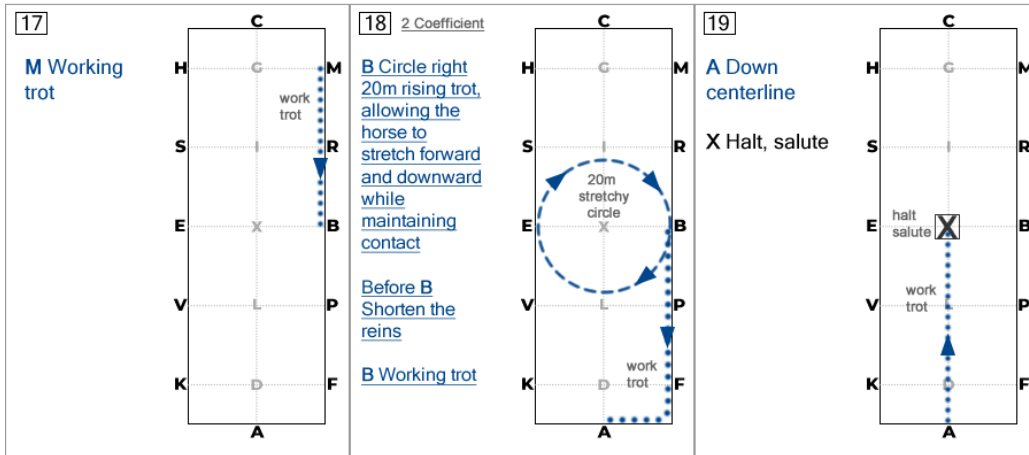
2023 USEF FIRST LEVEL TEST 1

<p>1</p> <p>A Enter working trot</p> <p>X Halt, salute</p> <p>Proceed working trot</p> 	<p>2</p> <p>C Track left</p> <p>E-X Half circle left 10m, returning to track at H</p> 	<p>3</p> <p>B-X Half circle right 10m, returning to track at M</p> 	<p>4 2 Coefficient</p> <p>C Circle left 20m in rising trot, allowing the horse to stretch forward and downward while maintaining contact</p> <p>Before C Shorten the reins</p> <p>C Working trot</p> 
<p>5</p> <p>H-P Change rein, lengthen stride in trot</p> <p>P Working trot</p> 	<p>6 2 Coefficient</p> <p>A Medium walk</p> 	<p>7 2 Coefficient</p> <p>V-R Change rein, free walk</p> <p>R Medium walk</p> 	<p>8 2 Coefficient</p> <p>M Working trot</p> <p>C Working canter left lead</p> 
<p>9</p> <p>E Circle left 15m</p> 	<p>10</p> <p>F-X-H Change rein</p> <p>X Working trot</p> 	<p>11 2 Coefficient</p> <p>C Working canter right lead</p> 	<p>12</p> <p>B Circle right 15m</p> 
<p>13</p> <p>A Working trot</p> 	<p>14</p> <p>K-R Change rein, lengthen stride in trot</p> <p>R Working trot</p> 	<p>15</p> <p>E Half circle left 10m</p> <p>X Down centerline</p> <p>G Halt, salute</p> 	<p>LEGEND</p> <ul style="list-style-type: none"> MEDIUM WALK FREE WALK - - - - - WORKING TROT STRETCHY TROT - - - - - LENGTHENED TROT ————— WORKING CANTER

2023 USEF FIRST LEVEL TEST 2 (page 1 of 2)

<p>1</p> <p>A Enter working trot</p> <p>X Halt, salute</p> <p>Proceed working trot</p>	<p>2</p> <p>C Track right</p> <p>M-V Change rein, lengthen stride in trot</p> <p>V Working trot</p>	<p>3 2 Coefficient</p> <p>A Turn down centerline</p> <p>L-M Leg yield right</p>	<p>4</p> <p>H-P Change rein, lengthen stride in trot</p> <p>P Working trot</p>
<p>5 2 Coefficient</p> <p>A Turn down centerline</p> <p>L-H Leg yield left</p>	<p>6 2 Coefficient</p> <p>C Medium walk</p>	<p>7 2 Coefficient</p> <p>M-V Change rein, free walk</p> <p>V Medium walk</p>	<p>8</p> <p>K Working trot</p> <p>A Working canter left lead</p>
<p>9</p> <p>P Circle left 15m</p>	<p>10 2 Coefficient</p> <p>P-M Lengthen stride in canter</p>	<p>11</p> <p>Between M-C Develop working canter</p>	<p>12</p> <p>H-X-F Change rein</p> <p>X Working trot</p>
<p>13</p> <p>F Working canter right lead</p>	<p>14</p> <p>V Circle right 15m</p>	<p>15 2 Coefficient</p> <p>V-H Lengthen stride in canter</p>	<p>16</p> <p>Between H-C Develop working canter</p>

2023 USEF FIRST LEVEL TEST 2 (page 2 of 2)



MEDIUM WALK (green)

FREE WALK - - - - - (green)

WORKING TROT (blue)

STRETCHY TROT - - - - - (blue)

LENGTHENED TROT _____ (blue)

WORKING CANTER (red)

LENGTHENED CANTER _____ (red)

2023 USEF FIRST LEVEL TEST 3 (page 1 of 2)

<p>1</p> <p>A Enter working trot</p> <p>X Halt, salute Proceed working trot</p>		<p>2</p> <p>C Track left</p> <p>H-X-F Change rein, lengthen stride in trot</p> <p>F Working trot</p>		<p>3 2 Coefficient</p> <p>V-I Leg yield right</p>		<p>4</p> <p>I Circle left 10m</p> <p>I Straight ahead</p> <p>C Track right</p>	
<p>5 2 Coefficient</p> <p>B Circle right 20m rising trot, allowing the horse to stretch forward and downward while maintaining contact</p> <p>Before B Shorten the reins</p>		<p>6</p> <p>A Canter right lead</p>		<p>7 2 Coefficient</p> <p>K-X-H Slightly after K begin a single loop to X returning to the track slightly before H, maintaining lead</p>		<p>8</p> <p>C Circle right 15m</p>	
<p>9</p> <p>M-F Lengthen stride in canter</p> <p>F Working canter</p>		<p>10</p> <p>K-X-M Change rein</p> <p>X Working trot</p>		<p>11 2 Coefficient</p> <p>C Medium walk</p>		<p>12 2 Coefficient</p> <p>H-X-K Free walk</p> <p>K Medium walk</p>	
<p>13</p> <p>A Working trot</p>		<p>14 2 Coefficient</p> <p>P-I Leg yield left</p>		<p>15</p> <p>I Circle right 10m</p> <p>I Straight ahead</p> <p>C Track right</p>		<p>16</p> <p>M-X-K Lengthen stride in trot</p> <p>K Working trot</p>	

2023 USEF FIRST LEVEL TEST 3 (page 2 of 2)

<p>17</p> <p>A Working canter left lead</p>	<p>18 2 Coefficient</p> <p>F-X-M Slightly after F begin a single loop to X returning to the track slightly before M, maintaining lead</p>	<p>19</p> <p>C Circle left 15m</p>	<p>20</p> <p>H-K Lengthen stride in canter</p> <p>K Working canter</p>													
<p>21</p> <p>F-X-H Change rein</p> <p>X Change of lead through trot</p>	<p>22</p> <p>C Working trot</p> <p>B Half circle right 10m</p> <p>X Down center line</p> <p>G Halt, salute</p>	<table border="0"> <tr> <td>MEDIUM WALK</td> <td>.....</td> </tr> <tr> <td>FREE WALK</td> <td>-----</td> </tr> <tr> <td>WORKING TROT</td> <td>.....</td> </tr> <tr> <td>STRETCHY TROT</td> <td>-----</td> </tr> <tr> <td>LENGTHENED TROT</td> <td>————</td> </tr> <tr> <td>WORKING CANTER</td> <td>.....</td> </tr> <tr> <td>LENGTHENED CANTER</td> <td>————</td> </tr> </table>	MEDIUM WALK	FREE WALK	-----	WORKING TROT	STRETCHY TROT	-----	LENGTHENED TROT	————	WORKING CANTER	LENGTHENED CANTER	————
MEDIUM WALK															
FREE WALK	-----															
WORKING TROT															
STRETCHY TROT	-----															
LENGTHENED TROT	————															
WORKING CANTER															
LENGTHENED CANTER	————															

2023 USEF FIRST LEVEL TEST 1

Call Sheet

	Test	Coefficient
1. A X	Enter working trot Halt, salute Proceed working trot	
2. C E – X	Track left Half circle left 10m, returning to track at H	
3. B – X	Half circle right 10m, returning to track at M	
4. C Before C C	Circle left 20m in rising trot, allowing the horse to stretch forward and downward while maintaining contact Shorten the reins Working trot	2
5. H – P P	Change rein, lengthen stride in trot Working trot	
6. A	Medium walk	2
7. V – R R	Change rein, free walk Medium walk	2
8. M C	Working trot Working canter left lead	2
9. E	Circle left 15m	
10. F – X – H X	Change rein Working trot	
11. C	Working canter right lead	2
12. B	Circle right 15m	
13. A	Working trot	
14. K – R R	Change rein, lengthen stride in trot Working trot	
15. E X G	Half circle left 10m Down centerline Halt, salute	

2023 USEF FIRST LEVEL TEST 2

Call Sheet

	Test	Coefficient
1. A X	Enter working trot Halt, salute Proceed working trot	
2. C M – V V	Track right Change rein, lengthen stride in trot Working trot	
3. A L – M	Turn down centerline Leg yield right	2
4. H – P P	Change rein, lengthen stride in trot Working trot	
5. A L – H	Turn down centerline Leg yield left	2
6. C	Medium walk	2
7. M – V V	Change rein, free walk Medium walk	2
8. K A	Working trot Working canter left lead	
9. P	Circle left 15m	
10. P – M	Lengthen stride in canter	2
11. Between M & C	Develop working canter	
12. H – X – F X	Change rein Working trot	
13. F	Working canter right lead	
14. V	Circle right 15m	
15. V – H	Lengthen stride in canter	2
16. Between H & C	Develop working canter	
17. M	Working trot	
18. B Before B B	Circle right 20m rising trot, allowing the horse to stretch forward and downward while maintaining contact Shorten the reins Working trot	2
19. A X	Down centerline Halt, salute	

2023 USEF FIRST LEVEL TEST 3

Call Sheet

	Test	Coefficient
1. A X	Enter working trot Halt, salute Proceed working trot	
2. C H – X – F F	Track left Change rein, lengthen stride in trot Working trot	
3. V – I	Leg yield right	2
4. I I C	Circle left 10m Straight ahead Track right	
5. B Before B	Circle right 20m rising trot, allowing the horse to stretch forward and downward while maintaining contact Shorten the reins	2
6. A	Canter right lead	
7. K – X – H	Slightly after K begin a single loop to X returning to the track slightly before H, maintaining lead	2
8. C	Circle right 15m	
9. M – F F	Lengthen stride in canter Working canter	
10. K – X – M X	Change rein Working trot	
11. C	Medium walk	2
12. H – X – K K	Free walk Medium walk	2
13. A	Working trot	
14. P – I	Leg yield left	2
15. I I C	Circle right 10m Straight ahead Track right	
16. M – X – K K	Lengthen stride in trot Working trot	
17. A	Working canter left lead	
18. F – X – M	Slightly after F begin a single loop to X returning to the track slightly before M, maintaining lead	2
19. C	Circle left 15m	
20. H – K K	Lengthen stride in canter Working canter	
21. F – X – H X	Change rein Change of lead through trot	
22. C B X G	Working trot Half circle right 10m Down center line Halt, salute	